

# PESTRAP™ ... Ready To Use

## FOR MONITORING & MASS TRAPPING OF GREENHOUSE INSECT PESTS

Among the easiest tools of integrated pest management to use are the colored sticky cards like Pestrap™. These devices take advantage of insects' attraction to the colors yellow and blue. Pestrap™ cards are used for monitoring insect populations and for mass trapping of insects. Mass trapping requires a considerably greater area of sticky surface than that used for monitoring purposes. The Jumbo Pestrap™ is used for mass trapping and the Pestrap™ Mid-Size is used for monitoring.

### PESTRAP™ MID-SIZE



**Mid-Size PESTRAPs™** measure approximately 4" x 10" and are available in yellow and blue. Used at the rate of 1 card for every 500 sq. ft. for monitoring and 10 cards for every 1,000 sq. ft. for control. These cards are assigned to prescribed areas of the greenhouse with their locations mapped and numbered. Cards should be inspected weekly to record the number of each kind of insect trapped. Cards placed near doors and vents will trap insects coming in from outside.

### PESTRAP™ JUMBO



**Jumbo PESTRAPs™** are available in yellow and blue and are used to reduce populations of flying insects such as whitefly, leafminer, fungus gnats, moths and others. Mount traps just above the crop canopy. Traps are suspended from a cable that runs the full length of greenhouse, (see above photo). The traps are easily hung from the cable with "S" hooks. For a greenhouse bench 90 feet long, 14 Jumbo PESTRAPs™ will provide an effective total trapping surface. Traps measure 10" x 16". Discard traps when they are full.

**COMPARE PRICES: PESTRAPs™ are 30% to 50% cheaper than other brands of sticky traps.**

## INSTALLING PESTRAP™



### MID-SIZE



(a) — Monitoring card suspended from overhead greenhouse truss or water line.

(b) — Placement of trap at pot level but below plant canopy to monitor thrips and fungus gnats.

(c) — Monitoring card suspended on dual support stake in pot. The stake may also be used in a pot without a plant.

©Phytotronics®, Inc. 2006

### JUMBO



Detail of the hanging of JUMBO Traps using small "S" hooks.

**Pestrap™ is a registered trademark of Phytotronics®, Inc.**

# PESTRAP™ ... How To Use

## THE ELEMENTS OF INTEGRATED PEST MANAGEMENT (IPM)

**Ready to use – non-drying, non-drip glue – disposable – pesticide-free**  
**Designed for trapping destructive greenhouse pests**

**IDENTIFICATION** - Insect identity is a necessary task in controlling insect pests. PESTRAP™ are excellent for trapping insects for identification.


**GREENHOUSE SANITATION** - This calls for cleanliness throughout the greenhouse. Remove all weeds from under benches along with fallen leaves and flowers as well as plants that are not crop plants. All these plants are reservoirs of insect re-infestation. Remove and destroy seriously infested plants.

**EXCLUSION** - The use of insect exclusion screen can significantly reduce insecticide application by 50 to 75%.

**STICKY CARD MONITORING** - Designated indicator plants should be inspected in each monitoring area and all counts recorded. A small hand held tally meter simplifies counting. Vinyl flags mark localized infestations. A 10X hand lens will let the IPM scout see the insects clearly. Records and dates of counts are condensed for the purpose of evaluating the efficacy of spray applications and the need for future applications.

**FIELD USE** - For use monitoring destructive insects in field crops.

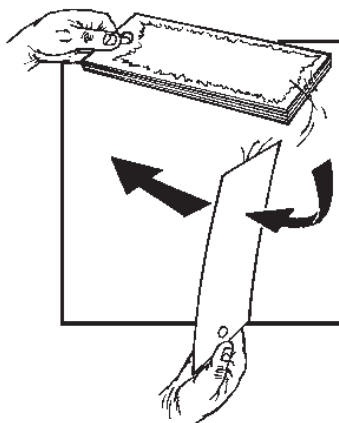
### SEPARATING PESTRAP



**Fig. 1** — Slowly peel cards away from one another. Disposable gloves keep hands from becoming sticky.




**Fig. 2** — With card completely separate, twist it 180° as shown. Threads of sticky adhesive will still be attached to both exposed surfaces.



**Fig. 3** — Bring rotated card down past the unseparated cards to break the sticky strands.

### INSECT INSPECTION



**Fig. 4** — Taking counts is simplified by using a hand held tally meter and a 10X hand lens for insect identification.

**PESTRAP™** sheets are in packages of 10 + 2. The outer 2 sheets are coated on 1 side only. The inner 10 traps are coated on both sides. To avoid the transfer of the sticky material to the hands, the use of disposable gloves is suggested. Neither the colored cards nor the sticky adhesive are toxic.

**PESTRAP™** Non-drying, very sticky glue available in liquid for to make your own traps! Comes in quarts or gallons. Quarts cover approximately 125 sq. ft., gallons cover approximately 500 sq. ft.



Distributed by:



13688 Rider Trail North, Earth City MO 63045  
 Phone 314-770-0717 • Fax 314-506-4587  
 www.phytotronics.com • sales@phytotronics.com

Model	Color	Pkgs/ Case	Wt/ Case	Catalog Number
<b>MID-SIZE — 4" x 10" (Packed 10 + 2)</b>				
PMY	Yellow	18	7 lbs.	4500
PMB	Blue	18	7 lbs.	4505
<b>JUMBO — 10" x 16" (Packed 10 + 2)</b>				
PJY	Yellow	10	17 lbs.	4520
PJB	Blue	10	17 lbs.	4525

### ACCESSORIES

Model	Description	Qty/Pkg.	Catalog Number
SH	"S" Hooks (1")	100	4101
DSS	Dual Support Stake	25	4102
42709	PVC Coated Wire	500'	4104
PVC (Lg)	Disposable Gloves	100	4106
—	Quart Pesticide	—	4002
—	Gallon Pesticide	—	4000